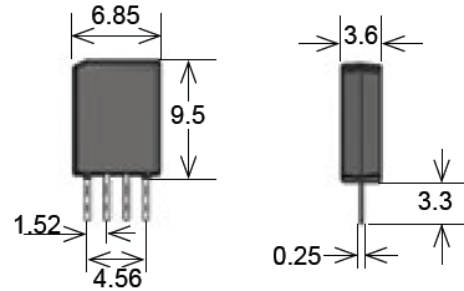
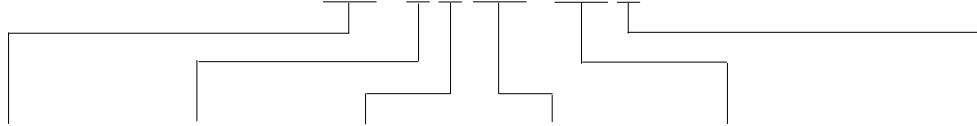


UMS Series Reed Relays



- Features: Ultraminiature Single-In Line Relay
- Applications: PCB Test Systems, Automated Test Systems, Closely Stacked Matrices & Others
- Markets: Test and Measurement, Telecommunication, Security & Others

Part Description: **UMS 05-1A80-75X**



Nominal Voltage	Contact QTY	Contact Form	Switch Model	Pin Out	Option
05	1	A	80	75	L, D

Customer Options	Switch Model	Unit
Contact Data	80	
Rated Power (max.) Any DC combination of V&A not to exceed their individual max.'s	10	W
Switching Voltage (max.) DC or peak AC	170	V
Switching Current (max.) DC or peak AC	0.5	A
Carry Current (max.) DC or peak AC	0.5	A
Contact Resistance (max.) @ 0.5V & 50mA	200	mOhm
Breakdown Voltage (min.) According to EN60255-5	0.210	kVDC
Operating Time (max.) Incl. Bounce; Measured with w/ Nominal Voltage	0.2	ms
Release Time (max.) Measured with no Coil Excitation	0.1	ms
Insulation Resistance (typ.) Rh<45%, 100V Test Voltage	10 ¹¹	GOhm
Capacitance (typ.) @ 10kHz across open Switch	0.2	pF

Coil Data		Coil Voltage (nom.)	Coil Resistance (typ.)	Pull-In Voltage (max.)	Drop-Out Voltage (min.)	Nominal Coil Power (typ.)
Contact Form	Switch Model					
Unit		VDC	Ohm	VDC	VDC	mW
1A	80	05	400	3.75	0.5	62.5

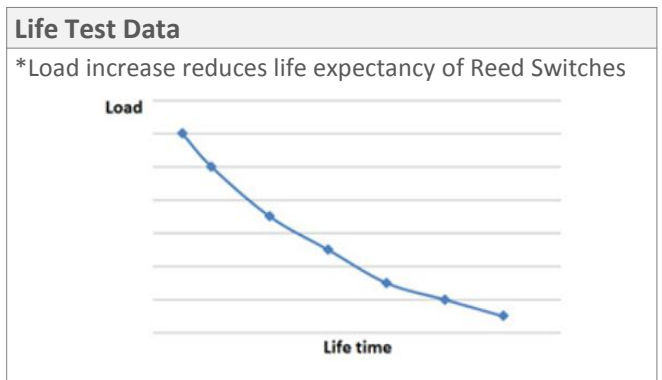
The Pull-In / Drop-Out Voltage and Coil Resistance will change at rate of 0.4% per °C.

Environmental Data		Unit
Shock Resistance (max.) 1/2 sine wave duration 11ms	50	g
Vibration Resistance (max.)	20	g
Operating Temperature	-20 to 85	°C
Storage Temperature	-35 to 100	°C
Soldering Temperature (max.) 5 sec. max.	260	°C



Handling & Assembly Instructions

- Switching inductive and/or capacitive loads create voltage and/or current peaks, which may damage the relay. Protective circuits need to be used.
- External magnetic fields needs to be taken into consideration, including a too high packing density. This may influence the relays' electrical characteristics.
- Mechanical shock impacts e.g. dropping the relays may cause immediate or post-installation failure.
- Wave soldering: maximum 260°/5 seconds.
- Reflow soldering: Recommendations given by the soldering paste manufacturer need to be considered as well as the temperature limits of other components/processes.



Glossary Contact Form

Form A	NO = Normally Open Contacts SPST = Single Pole Single Throw	
Form B	NC = Normally Closed Contacts SPST = Single Pole Single Throw	
Form C	Changeover SPDT = Single Pole Double Throw	



Pin Out

Top View.

