

HE700 Miniature Dual In-line Reed Relay



Description

The HE700 is a miniature reed relay in a DIL package with a choice of normally open, normally open high voltage, normally closed or changeover contacts capable of switching up to 300Vdc at 10W. It is available with 5V, 12V, and 24V coils and diode suppression and also available with magnetic shield option.

Features

- Miniature dual in-line package
- Optional coil suppression diode to protect coil drive circuits
- External magnetic shield option
- Diode suppression option
- RoHS Compliant

Benefits

- One relay, various contacts choices reducing space and cost without compromising flexibility
- Lower power coil consumption than competing electromechanical devices.
- Hermetically sealed switching contact is immune to the effects of its environment
- Transfer molded package gives maximum component protection

Agency Approvals

| Agency | Agency File Number |
|--------|--------------------|
| | E47258 |

Note: Contact Littelfuse for specific agency approval ratings.

Applications

- Security Systems
- Telecom Equipments
- Process Control Systems
- Industrial Equipments
- Instrumentation

Dimensions

Dimensions in mm (inch)

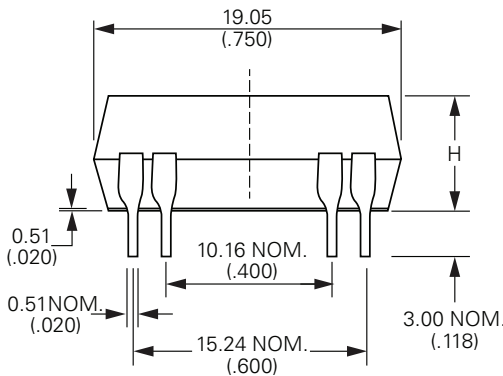


Fig. 1: HE700

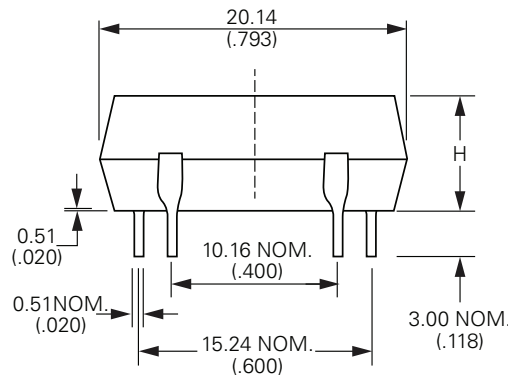


Fig. 2: HE751

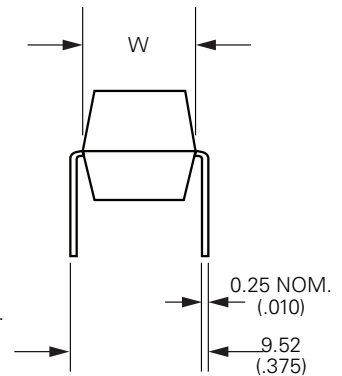


Fig. 3: HE700 (All)

Table 1: Dimension

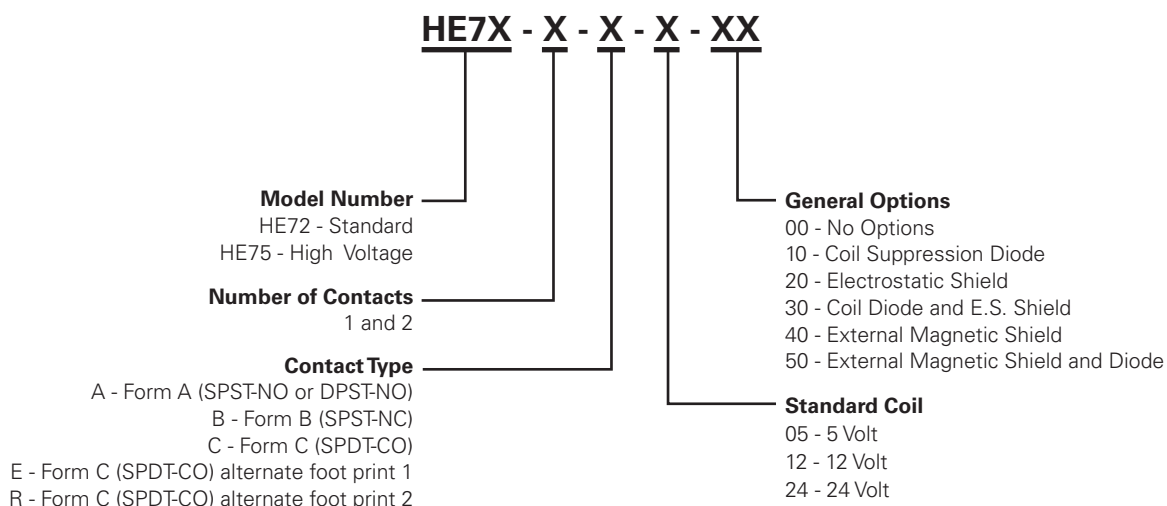
| Relay Type | Body Type | L | W | H |
|------------|-----------------|--------------|-------------|-------------|
| HE700 | Transfer Molded | 19.05 (.750) | 7.22 (.284) | 5.50 (.217) |
| | External Shield | 20.14 (.793) | 7.62 (.300) | 5.82 (.229) |

HE700 Miniature Dual In-line Reed Relay

Table 2: Electrical and Operating Characteristics @ 25°C

| Column Number | | | 1 | 2 | 3 | 4 |
|-------------------------------|---------------------------------------|-----------------------|---|--|---|--|
| Contact Type | | | Form A SPST, DPST Standard | Form C SPDT-CO Standard | Form A SPST High Voltage | Form B SPST-NC Standard |
| Relay Types | | | HE721, HE722 | HE721C/E/R | HE751 | HE721 |
| Contact Rating ¹ | Power, Switching | Watt - max. | 10 | 5 | 10 | 10 |
| | Voltage, Switching | Vdc - max. | 200 | 175 | 300 | 200 |
| | Current, Switching | A - max. | 0.5 | 0.25 | 0.5 | 0.5 |
| | Current, Carry | A - max. | 1.2 | 1.5 | 1.2 | 1.5 |
| Voltage Hold-off ⁴ | Across Open Contacts | Vdc - min. | 250 | 200 | 450 | 250 |
| | Contacts to Coil | Vac - min. | 500 | 500 | 4000 | 500 |
| | Coil to E. Shield | Vac - min. | 150 | 150 | N/A | N/A |
| | Between Isolated Terminals | Vac - min. | 500 | N/A | N/A | N/A |
| Resistance ⁵ | Contact, Initial | Ω max. | 0.150 | 0.200 | 0.150 | 0.150 |
| | Insulation Across Open Contacts | Ω min. | 10 ¹⁰ | 10 ¹⁰ | 10 ¹⁰ | 10 ¹⁰ |
| | Insulation Between Isolated Terminals | Ω min. | 10 ¹⁰ | 10 ¹⁰ | 10 ¹⁰ | 10 ¹⁰ |
| Timing | Operate Time | ms - max. | 1.0 | 3.0 | 1.0 | 1.0 |
| | Release Time | ms - max. | 1.0 | 3.0 | 1.0 | 1.0 |
| Environmental | Temperature, Operating | °C | -40 to +85 | -40 to +85 | -20 to +85 | -40 to +85 |
| | Temperature, Storage | °C | -40 to +105 | -40 to +105 | -40 to +105 | -40 to +105 |
| | Vibration Resistance | G - max. 10-2000 Hz. | 20 | 20 | 20 | 20 |
| | Shock Resistance | G - max. 11 ms ½ sine | 50 | 50 | 50 | 50 |

Part Numbering System



Note: Not all combinations of Part Number suffixes are available. Contact Littelfuse for details.

HE700 Miniature Dual In-line Reed Relay

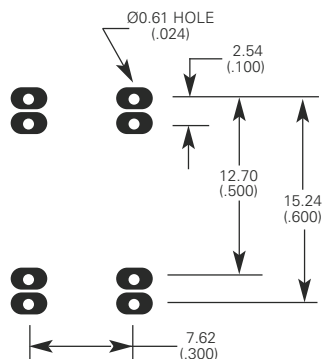
Table 3: Coil Characteristics @ 25°C

| Contact Form | Electrical and Operating Characteristics | Dimensions | Part Number | Nominal Coil Voltage Vdc | Coil Resistance ±10% Ohms | Must Operate Vdc | Must Release Vdc | Maximum Coil Voltage Vdc | Top View 2.54mm (0.1") Grid Dot on Case: Pin 1 Numbers not printed on case. |
|-------------------------------|--|------------|-------------|--------------------------|---------------------------|------------------|------------------|--------------------------|---|
| 1A SPST-NO | See Table 2 Column 1 | Figure 1 | HE721A0500 | 5 | 500 | 3.75 | 0.5 | 12 | |
| | | | HE721A1200 | 12 | 1000 | 8.0 | 1.0 | 31 | |
| | | | HE721A2400 | 24 | 2150 | 16.0 | 2.0 | 46 | |
| 1B SPST-NC | See Table 2 Column 4 | Figure 1 | HE721B0500 | 5 | 500 | 3.75 | 0.5 | 6.5 | |
| | | | HE721B1200 | 12 | 500 | 9.0 | 1.0 | 14 | |
| | | | HE721B2400 | 24 | 2150 | 18.0 | 2.0 | 28 | |
| 1C SPDT-CO | See Table 2 Column 2 | Figure 1 | HE721C0500 | 5 | 200 | 3.75 | 0.5 | 14 | |
| | | | HE721C1200 | 12 | 500 | 8.0 | 1.0 | 22 | |
| | | | HE721C2400 | 24 | 2000 | 16.0 | 2.0 | 44 | |
| 1C SPDT-CO | See Table 2 Column 2 | Figure 1 | HE721E0500 | 5 | 200 | 3.75 | 0.5 | 14 | |
| | | | HE721E1200 | 12 | 500 | 8.0 | 1.0 | 22 | |
| | | | HE721E2400 | 24 | 2000 | 16.0 | 2.0 | 44 | |
| 1C SPDT-CO | See Table 2 Column 2 | Figure 1 | HE721R0500 | 5 | 200 | 3.75 | 0.5 | 14 | |
| | | | HE721R1200 | 12 | 500 | 8.0 | 1.0 | 22 | |
| | | | HE721R2400 | 24 | 2000 | 16.0 | 2.0 | 44 | |
| 2A DPST-NO | See Table 2 Column 1 | Figure 1 | HE722A0500 | 5 | 200 | 3.75 | 0.5 | 12 | |
| | | | HE722A1200 | 12 | 500 | 8.0 | 1.0 | 22 | |
| | | | HE722A2400 | 24 | 2150 | 16.0 | 2.0 | 46 | |
| 1A SPST-NO High Voltage | See Table 2 Column 3 | Figure 2 | HE751A0500 | 5 | 500 | 3.75 | 0.5 | 12 | |
| | | | HE751A1200 | 12 | 1000 | 8.0 | 1.0 | 31 | |
| | | | HE751A2400 | 24 | 2150 | 16.0 | 2.0 | 46 | |

Notes:

- HE721B - Exceeding recommended voltage may cause contact reclosure.
- Optional external magnetic shield not available on Form B relays.

HE700 PCB LAYOUT (Bottom View)



Packaging

| Packaging Option | Packaging Specification | Quantity | Quantity & Packaging Code | Taping Width |
|------------------|-------------------------|-----------|---------------------------|--------------|
| Bulk | Bulk | 1000/5000 | N/A | N/A |