


HE3300 Miniature Single In-line Reed Relay



Description

The HE3300 is a miniature reed relay in a SIL package with a choice of normally open, normally open high voltage or changeover contacts capable of switching up to 300Vdc at 10W. It is available with 5V, 12V, and 24V coils and has external magnetic shield options.

Features

- Miniature single in-line package
- High voltage switching version
- Normally open and change over contact configurations available
- External magnetic shield option

Agency Approvals

Agency	Agency File Number
	E47258

Note: Contact Littelfuse for specific agency approval ratings.

Benefits

- Single in-line configuration allows high packing densities, minimizing space and cost
- Lower power coil consumption than competing electromechanical devices
- Hermetically sealed switching contact is immune to its environment
- Transfer molded package gives maximum component protection

Applications

- Security Systems
- Telecom Equipments
- Process Control Systems
- Automatic Test Equipments
- Instrumentation

Dimensions

Dimensions in mm (inch)

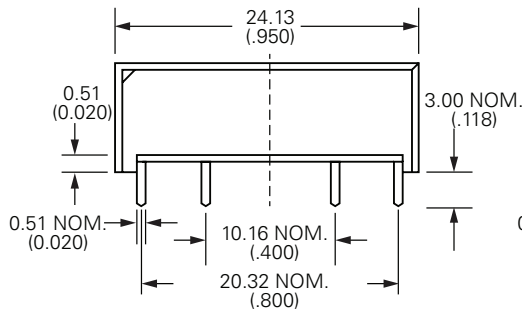


Fig. 1: HE3321A, HE3351A

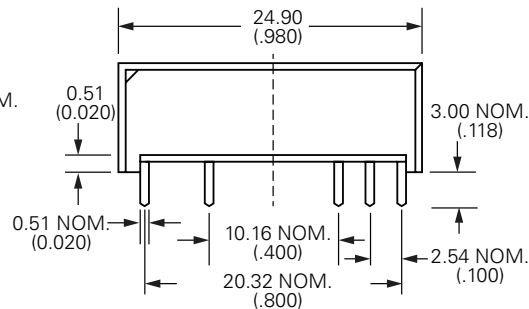


Fig. 2: HE3321C

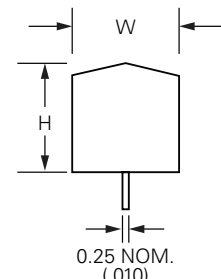


Fig. 3: HE3300 (All)

Table 1: Dimension

Relay Type	Body Type	L	W	H
HE3300	Transfer Molded	24.13 (.950)	7.00 (.276)	7.40 (.291)
	External Shield	24.90 (.980)	7.60 (.299)	7.80 (.307)

HE3300 Miniature Single In-line Reed Relay

Table 2: Electrical and Operating Characteristics @ 25°C

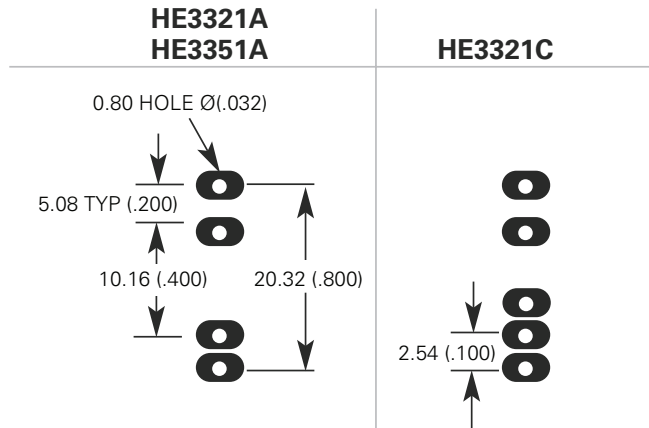
Column Number		1	2	3
Contact Type		Form A SPST-NO Standard	Form A SPST-NO High Voltage	Form C SPST-CO Standard
Relay Types		HE3321A	HE3351A	HE3321C
Contact Rating ¹	Power, Switching Voltage, Switching Current, Switching Current, Carry	Watt - max. Vdc - max. A - max. A - max.	10 200 0.5 1.2	10 300 0.5 1.5
Voltage Hold-off ⁴	Across Open Contacts Contacts to Coil	Vdc - min. Vac - min.	250 2500	450 2500
Resistance ⁵	Contact, Initial Insulation Across Open Contacts Insulation Between Isolated Terminals	Ω max. Ω min. Ω min.	0.150 10 ¹⁰ 10 ¹⁰	0.200 10 ¹⁰ 10 ¹⁰
Timing	Operate Time Release Time	ms - max. ms - max.	1.0 1.0	1.0 1.0
Environmental	Temperature, Operating Temperature, Storage Vibration Resistance Shock Resistance	°C °C G - max. 10-2000 Hz. G - max. 11 ms ½ sine	-40 to +85 -40 to +105 20 50	-40 to +85 -40 to +105 20 50

Table 3: Coil Characteristics @ 25°C

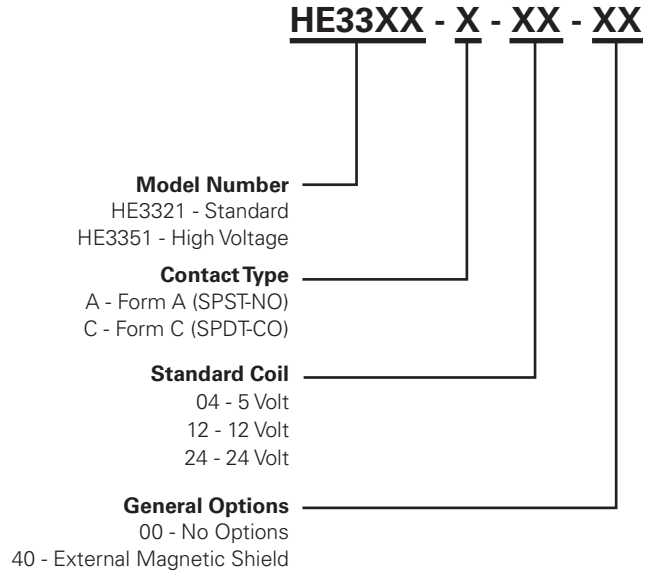
Contact Form and Type	Electrical and Operating Characteristics	Dimensions	Part Number	Nominal Coil Voltage Vdc	Coil Resistance ±10% Ohms	Must Operate Vdc	Must Release Vdc	Maximum Coil Voltage Vdc	Top View 2.54mm (0.1") Grid Dot on Case: Pin 1 Numbers not printed on case.
1A SPST-NO	See Table 2 Column 1	See Figure 1	HE3321A0400	5	500	3.75	0.5	22	
			HE3321A1200	12	500	9.0	1.0	22	
			HE3321A2400	24	2000	18.0	2.0	44	
1C SPDT-CO	See Table 2 Column 3	See Figure 2	HE3321C0500	5	125	3.75	0.5	11	
			HE3321C1200	12	500	9.0	1.0	22	
			HE3321C2400	24	2000	18.0	2.0	44	
1A SPST-NO High Voltage	See Table 2 Column 2	See Figure 1	HE3351A0500	5	125	3.75	0.5	11	
			HE3351A1200	12	500	9.0	1.0	22	
			HE3351A2400	24	2000	18.0	2.0	44	

HE3300 Miniature Single In-line Reed Relay

HE3300 PCB LAYOUT (Bottom View)



Part Numbering System



Note: Not all combinations of Part Number suffixes are available. Contact Littelfuse for details.

Packaging

Packaging Option	Packaging Specification	Quantity	Quantity & Packaging Code	Taping Width
Bulk	Bulk	500	N/A	N/A