

Part Number: CGSM Series  
Instrumentation Grade SMD - 1 Form A **10 Watt**  
Product Data Sheet

## PICTURE



## FEATURES

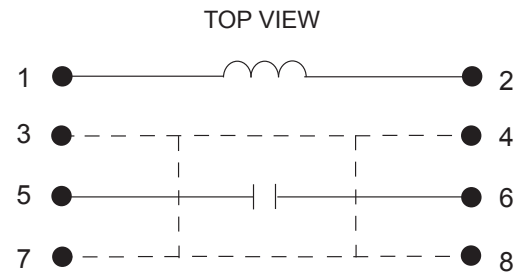
- High reliability (GOTO<sup>®</sup>) reed switch with Sputtered Ruthenium contacts for stable contact resistance and long life.
- 10 W 1 Form A available in Gull and J-Bend lead configurations.
- Standard Coaxial Shield for RF applications up to 6 GHz.
- External magnetic shield
- High insulation resistance  $10^{12} \Omega$  minimum
- Tape and reel packaging available
- Coil options: 3.3 & 5.0 Volt

✓ RoHS Compliant

## ORDERING INFORMATION

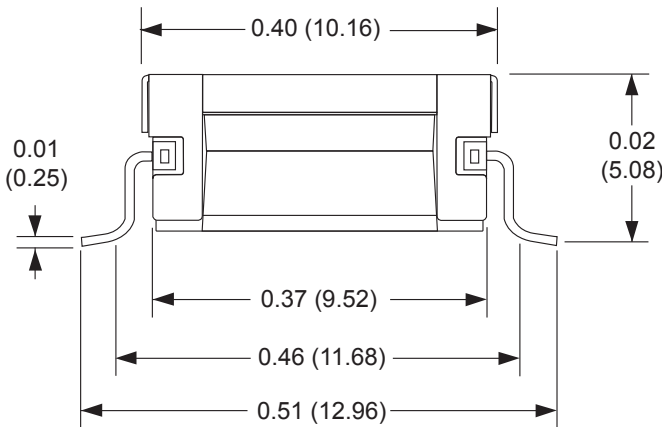
Series	Coil	Form	Lead Style	Option
CGSM	03 05	1 A	G = Gull Wing J = J Lead	TR = Tape & Reel

## SCHEMATIC

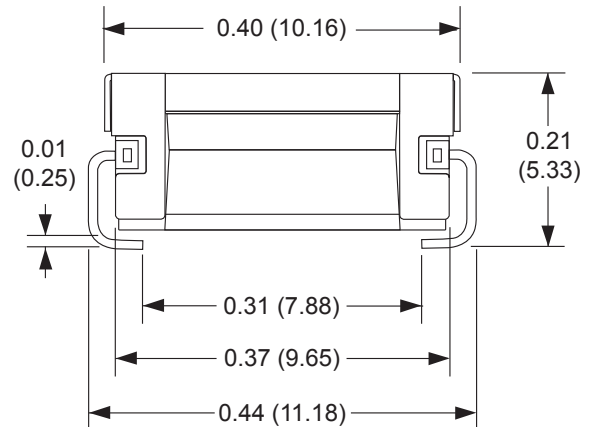


Part Number Example: CGSM-XXXX-X  
CGSM-051A-G = 5 volt coil, 1 form A, gull wing style leads

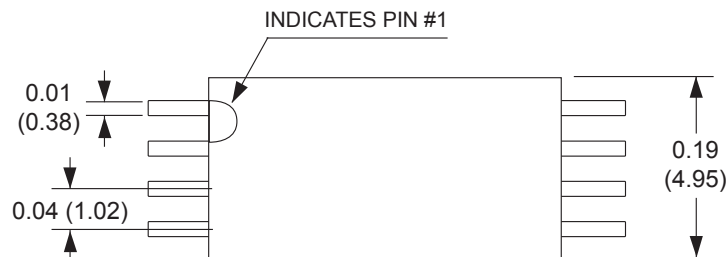
## DIMENSIONS



GULL WING



J LEAD



Drawings not to scale.  
All dimensions in inches (mm) nominal.

As part of the company policy of continued product improvement, specifications may change without notice. Our sales office will be pleased to help you with the latest information on this product range and the details of our full design and manufacturing service. All products are supplied to our standard conditions of sale unless otherwise agreed in writing.

Phone: (1) 973 777 6900

www.comus-intl.com

Fax: (1) 973 777 8405

Belgium: +32 (0)12 390400 - Comus Europe Ltd (Assembletech) UK: +44 (0) 1255 862236 - Germany: +49 (0)911 923 15 943 - Netherlands: +31(0)45 54 39 345

India: +(91) (44) 43219090 - Computer Components US: +1 (401) 228 5459

©2015 Copyright Comus International, 454 Allwood Road, Clifton NJ 07012, USA

An ISO 9001 Certified Company

Part Number: CGSM Series  
 Instrumentation Grade SMD - 1 Form A **10 Watt**  
 Product Data Sheet

### COIL DATA-STANDARD TYPE 1 FORM A (at 20°C)

NOMINAL VOLTAGE DC±10%[V]	COIL RESISTANCE ±10% (Ω)	MAX OPERATE VOLTAGE (VDC)	MIN RELEASE VOLTAGE (VDC)	MAX COIL VOLTAGE (VDC)
3.3	70	2.5	0.4	4
5	150	3.8	0.4	6

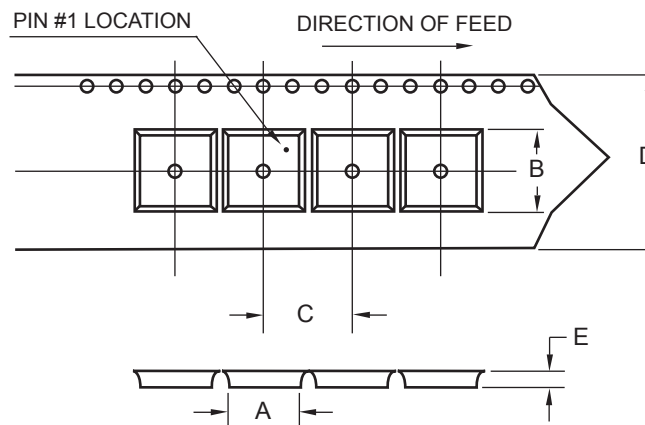
### CONTACT RATING

Contact Form	1 Form A
Max Switching Power	10 W
Max Switching Voltage	170 VDC / 120 VAC RMS
Max Switching Current	0.5 A
Max Carry Current	1 A

### SPECIFICATION

Contact Resistance (Initial)	MAX 150 mΩ
Operate Time - including bounce (Typical)	0.25 ms
Release Time (Typical)	0.05 ms
Insulation Resistance (MIN)	10 <sup>12</sup> Ω at 100 VDC
Dielectric Strength (MIN)	Between Open Contacts 210 V DC / peak AC All Other Points 1500 V DC / peak AC
Capacitance (Typical)	0.2 pF
Vibration	20G (10~2KHz, 1.5mm)
Shock	50G
Operating Temperature	-40° +85°C
Storage Temperature	-40° +100°C
Life Expectancy at Specified Load (Typical)	1000 x 10 <sup>6</sup> ops (1 V, 10mA)

### TAPE & REEL PACKAGING



SERIES	A	B	C	D	E	STD. QTY / REEL
CGSM GULL WING	4.83	13.59	12.00	24.00	5.33	1,000
CGSM J-LEAD	4.83	11.18	12.00	24.00	5.46	1,000

As part of the company policy of continued product improvement, specifications may change without notice. Our sales office will be pleased to help you with the latest information on this product range and the details of our full design and manufacturing service. All products are supplied to our standard conditions of sale unless otherwise agreed in writing.

**Phone: (1) 973 777 6900**      **www.comus-intl.com**      **Fax: (1) 973 777 8405**

Belgium: + 32 (0)12 390400 - Comus Europe Ltd (Assemtech) UK: +44 (0) 1255 862236 - Germany: +49 (0)911 923 15 943 - Netherlands: +31(0)45 54 39 345

India: +(91) (44) 43219090 - Computer Components US: +1 (401) 228 5459

©2015 Copyright Comus International, 454 Allwood Road, Clifton NJ 07012, USA

An ISO 9001 Certified Company